

Friends of Mexico, Inc.

MANUAL

FOR

MISSIONS

AND

EVANGELISM

OPPORTUNITIES

IN

MEXICO

*Friends of Mexico, Inc.
Galeana, Nuevo Leon, Mexico*

Welcome to Friends of Mexico!

We are excited to have you partner with us in the Lord's work in Mexico. We know you will have rewarding experiences which will enrich your personal and spiritual growth as you minister to the people in Mexico.

As with any mission activity, the difference between success and failure depends upon learning about the customs, guidelines and conditions in advance. Careful reading of the following material is extremely important.

We pray that the Lord will lead you in a decision to reach out to the people of God just beyond your borders.



*Brother George Rivera
Founder*

When?
Where?
What to bring?
What NOT to bring?

M
e
x
i
c
o
M
i
s
s
i
o
n

T
r
i
p

The purpose of this manual is to help you in outreach opportunities with **Friends of Mexico Ministries**. We want you to know *where, who, how and what* about participating in this work and what to expect while on the field. This material will help you make the necessary preparations so that you can be focused on the real purpose of your trip: To share the LOVE of Jesus Christ!

Please be praying that you will be a light and that the Holy Spirit will be seen in all you say and do. Enlist the prayers of your family and your church.

Above all, we are all brothers and sisters in Christ and are coming together to experience His love as we work toward building His kingdom.

The Program

Friends of Mexico features a program which includes lectures on themes of missions and evangelism led by experienced Christian leaders and staff. It is our desire to be a part of the Great Commission by taking the Gospel of Jesus Christ to the people of Mexico.



There will be opportunity to minister through outreach into the local community and surrounding villages. Various methods are used such as preaching and teaching the Word of God, distributing Christian literature, films, sponsoring V.B.S. (Vacation Bible School), making crafts, sports, evangelistic meetings, music ministries and testimonies.

Each person is assigned to a team and each team is assigned to a designated area. Evangelistic crusades, seminars, workshops and health fairs are also conducted.

Church groups, laymen, professional folks, skilled and unskilled, high school and college students who are actively participating and involved in their local church and who meet the requirements of the program are invited to participate in this great endeavor.

Each person is expected to believe in Jesus Christ as his/her personal Savior, have had a "born again" experience, recognize that God has a plan for his/her life and is willing to let God use him/her.

Each applicant must comply with all the policies and guidelines that are set up by **Friends of Mexico, Inc.**

Goals of the Program

- Friends of Mexico has seen the potential and effectiveness of young adults in the mission field, both in the U.S. and Mexico.
- To use the most effective methods possible to evangelize Mexico with the Gospel of Jesus Christ.
- To give all who participate a realistic missionary vision by on-the-spot viewing and practical experience of missionary involvement.
- To challenge believers to active Christian service.



A Crusade to Take the Gospel...

Since 1957, God has lead Brother George Rivera into a unique form of Christian service. Immediately after his conversion to Christ, Brother George began a one man crusade to take the Gospel to the remote villages of Mexico. Many villages had to be reached by donkey or on foot. Though there were many hardships and often much hostility, there was also a great response.

The ministry has expanded greatly in the past years, and Friends of Mexico, Inc. was born. It was established in 1961 with the founding of a central church in Galeana, Nuevo Leon and several smaller churches in the nearby towns and villages. A camp in the high mountains was established and dormitories were built behind the church to house the teams that came down to serve. The Galeana headquarters also hosts pastor's conferences, seminars, retreats and workshops.

Practical Missionary Training

Friends of Mexico, Inc. has taken thousands of people from junior high/middle school, high school, college students as well as adults to Mexico for practical missionary training and experience through service in the mission field in Mexico. They have served in teaching the Word of God, training in crafts, music, building and medical clinics. Some have returned to work for summer and other countries. All have returned home with a greater vision for the needs in their own churches and communities.

Periods of Service in Mexico

- Junior Missionary Service - 1 to 2 weeks
- Short Term Missionary Service - all summer
- Internship - one year

Short term summer outreach involves you in actual on-the-field missionary work, thereby enabling you to increase your witness, vision and ultimate goal of knowing where you fit in God's plan.

The work of Friends of Mexico involves many specific Christian endeavors under supervision of a missionary in the area.

Sponsored by

Local pastors and youth directors help individuals participate in the work. Generally, a group from a church come to Mexico and work as a team in the Junior Missionary Program.

Financed by

Each individual is responsible for his/her own finances to participate in the program. Many churches, family and friends assist their young people going to Mexico.



Location

In the Sierra Madre Mountains, in the state of Nuevo Leon, is the little town of Galeana. Elevation is one mile above sea level. Galeana is over 300 years old and was named after one of Mexico's Presidents. Also, Mariano Escobedo, one of Mexico's great Generals, was born here.



The capital city of Nuevo Leon is Monterrey. Galeana is about 150 miles south of Monterrey off Highways 85 and 87. The population of Galeana is over 35,000. In the six municipal districts there are 386 villages with over 200,000 in population. For the most part, it is a farming community. There is no industry in Galeana. For many years this was a very isolated area. The lack of roads added to the problem of slow development. Light and communication began in 1965.

It was in 1958 that we first went through Galeana. We were on our way to preach in the villages of San Francisco, Bethany and El Orito. In 1961, we rented an old theatre and conducted our first Galeana crusade. This led us to make Galeana the center of all our activities. In 1963, the Lord provided the money to purchase the land and on November 5, 1963, we broke ground where the church, Iglesia Bautista Monte Calvario, stands today. Since then, we have built numerous buildings, which include chapels, dormitories, camp sites, kitchens and educational facilities.

Evangelist Missionary George Rivera is founder of **Friends of Mexico** (F.O.M.), Inc. It was incorporated in California in 1961.

Galeana is now the mission headquarters of the **Friends of Mexico** Ministries and is the launching site for the village ministry and other areas of service.

Facilities


On the mission compound we have two dorms which house a dining room and office facilities along with sleeping accommodations. In the various villages there are small churches, most of which Pastor Rivera and Friends of Mexico have started, built and continue to maintain, upgrade and renovate.

- *Women's Dormitory Building*



- *Boy's Dormitory Building*

- *Dining Room*



Steps for travel into Mexico

Documents you need to take:

1. Passport or birth certificate (original).
2. Parent's release if you are a minor – **it must be notarized.** (Two copies)
3. If you are taking your child under 18 without his/her other parent, you need a **notarized letter** from that parent allowing you to take your child out of the U.S. (two copies)
4. A picture I.D.
5. Medical release form.
6. If you stay more than 7 days in Mexico, you will pay \$22.00 (US) for your visa.

If you are taking a vehicle into Mexico, you will need:

1. Registration of the vehicle and a Xerox copy.
2. Passport (or original birth certificate) and valid driver's license, and a Xerox copy of both.
3. Major credit card (Visa or MasterCard only). A fee of \$33.00 (US) is charged, but the credit card imprint is the security that you will bring the vehicle back, rather than import it into Mexico.
4. Mexican auto insurance. You can get this at the border.

On our way into Mexico:

You need to have all your papers handy. You will also need a pen available. Before crossing the border, we are going to have to stop at the exchange house so you can exchange some dollars for pesos. You will be able to exchange currency in Mexico also, but you might get a better exchange rate on the U.S. side.

Friends of Mexico staff will usually be crossing the border with you to assist with this process, especially if it is a group's first visit to Mexico. Just in case, though, it is always a good idea to have someone in your group with even a basic skill level in Spanish, if possible (basic identifying questions, numbers for dollar amounts). Usually, there is bi-lingual staff available at the border to assist non-Spanish speakers, but sometimes there are none. If not, be prepared. If this is not possible, then be prepared to show the staff all your papers so they can see which one they need for that part of the process.

Once we cross the Mexican border, we have to get out of the vehicles and go into the immigration office to get the Mexican permit for you and the vehicles. While in the immigration office, be respectful and quiet. Give only the information that you are asked for.

After your group gets the visa permits, go back to your vehicle, open it and an officer will ask you if you have anything to declare. He might or might not search through your baggage. Be helpful and polite. Once the officer is done with the search, you can travel into Mexico. There is a stop and second inspection about 25 minutes from Reynosa. At this inspection, you are going to be asked to show your vehicle papers and visa permit. Then, if the officer desires, he will search through your luggage.

After the second inspection you will be free to go into Mexico. It is a good idea to keep your visa and important papers with your team leader.

Travel time to Galeana:

The driving time from McAllen, Texas to Galeana is about 5 ½ hours plus any stops. In addition, border inspections and obtaining the visa permit can take from 20 minutes to over 5 hours if complications arise, which they sometimes do.

There is one inspection at the border and a second one 25 minutes after Reynosa, where it is necessary to show the visa permits obtained at the border as well as the vehicle permit.

Because of these requirements and the potential delays, we have to allow one day travel from border to Galeana.


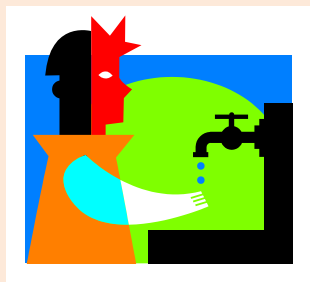


While in Mexico...

1. **Use bottled water only** while the teams are in the villages for cooking as well as drinking.
2. It is very important to **wash hands before meals**.
3. No sodas, fruit drinks, food or gum is allowed in Friends of Mexico mission vehicles or dormitories. Only clear drinking water is allowed.
4. You are involved in active mission work, so be prepared to work *hard!*

Health and Safety:

1. Bring sunscreen, as the sun is stronger here than it is farther north.
2. If you are taking special medication, bring a copy of the doctor's prescription so that the medication is not taken away from you at border inspections.
3. Food and water are not a health concern if you follow the guidelines listed here. Specially prepared food and bottled water is provided by Friends of Mexico for your well-being.
4. There is a clinic in Galeana should an emergency arise.
5. Medical facilities are available in the city of Monterrey if illness should occur. A Christian doctor will attend to the needs of any person when necessary. In cases of severe illness or emergencies requiring a doctors care we have competent doctors and hospitalization. *Friends of Mexico will not be financially responsible for any medical costs as recommended by the best medical help available.*
6. Horseplay or rough-housing that might be fun at home should be avoided. The clinic in Galeana is limited and you don't want to run the risk of an unnecessary medical emergency that is more complicated than what can be addressed in Galeana. Monterrey is five hours away. There is no "911" service in Galeana.



OFFICIAL POLICIES FOR F.O.M. MISSION TRIPS

All policies are designed with one purpose in mind: that the cause of Christ may be furthered both in the U.S. and in Mexico. For this reason, we ask for your full cooperation and request that you be in fervent prayer for this mission trip and that the love of Christ may be manifested in every part of it.

1. Absolutely NO drinking of alcoholic beverages, smoking, or buying of liquor while in Mexico.
2. Remain with your team members at all times. Permission to leave the group for any reason must be given by the adult leader. This includes picture-taking, sight-seeing, shopping, etc.
3. Never go anywhere alone – always check first with your team leader.
4. While in Mexico, do not buy, eat, or drink anything not given to you by F.O.M., unless approved by a team leader.
5. No flirting in any manner, within our group, or with any Mexicans. Hand holding and other bodily contact is not allowed. No couple should ever leave the teams together unless directed to. Be friends with everyone, not emotionally involved with any one person. As Christians, we are constantly being observed and evaluated by the Mexican people. As ambassadors for Christ, our conduct should be above reproach.
6. Staff members and adult leaders should be respected at all times. If a procedural or organizational problem arises, please direct complaints to your staff leaders only. Complaining to the other team members won't bring results or ease the problem, but will only cause hurt feelings.
7. Should a major discipline problem arise, and attempts made to work it out fail, the visiting person who is behaving unacceptably will simply be put on a Greyhound bus and sent home at his/her or their family's expense.
8. Coming to Mexico with F.O.M. means that you also agree to abide by the guidelines, dress code and rules listed here.



9. **DRESS CODE:** Because of the conservative Mexican culture and the attitude of the Latin American people, setting an example, including in our attire and appearance, is critically important. Something that is perfectly acceptable to us can be offensive to the Mexican natives. Look as nice as possible at all times, and keep in mind who you are representing.

Clothing

Dress should be appropriate for a warm climate. Both the culture, which has conservative standards for dress, and a good Christian witness, dictate modest attire for both men and women. Women especially need to avoid styles that might be considered acceptable at home, but which would be inappropriate in the Mexican culture.

Specifically not appropriate are:

Shorts

Transparent/revealing fabrics

Tight fitting tee shirts or sleeveless shirts (women *and* men)

This includes clothing where the shirt/top and pants/dress meet at the waste and seem fine when standing, but becomes quite "revealing" when you sit down.

What to bring:

Comfortable clothing and underclothing.

Swimsuit and sunglasses.

~ Girls swimsuits - loose fitting and not revealing. No bikinis.

~ Boys swimsuits - loose fitting and close to knee length.

Comfortable work shoes. Shoes suitable for hiking, tennis shoes, and dress shoes for church.



A light coat, raincoat or jacket, a warm sweater and/or sweatshirt.

Work gloves, baseball cap, and hat, if desired.

Work clothes, such as long pants for girls, are fine for work times. During ministry time, women wear dresses.

~ Girls: Skirts or culottes are acceptable for wear at the mission compound only. Hemlines should be knee length or longer. Loose fitting blouse or T-shirt is also

acceptable wear. No sleeveless shirts or spaghetti straps. Underwear must be worn at all times. Long pants are fine for work during the day. Dresses are worn for services and ministry times. Always wear a slip with dresses and skirts. Footwear should include at least tennis and casual shoes. No heavy or excessive make-up, which should be natural looking. Simple, inexpensive jewelry is acceptable. *It is strongly advised not to bring expensive jewelry.*

~ Boys: Appropriate clothing includes blue jeans, slacks, polo-style or dress shirts and tee-shirts. Muscle shirts, sleeveless shirts and tight-fitting tee-shirts are not allowed. Nice casual clothes should be worn for all church services and meetings that include members of the community. Shorts should not be worn at any time.





What to bring to Mexico:

1. Sleeping bag or sheets for bed.
 2. Personal toiletries (shampoo, hair spray, soap, toothpaste, deodorant, etc.), non-aerosol insect repellent, sun block ointment and body lotion. FYI-these items are very expensive in Mexico.
 3. Casual and comfortable clothing and underwear. See Dress Code for more information on what to wear.
 4. Any special medication you will need during your stay.
 5. Towels and wash cloths as needed depending on the length of your stay.
 6. Bible, pen, pencil, paper, camera with film (FYI-film is expensive in Mexico. It's less costly to bring it with you).
 7. Flashlight with batteries.
 8. Bring tools such as hammers, paintbrushes. Any tools you would like to leave as a donation to F.O.M. are needed and appreciated.
 9. Musical instruments according to your group needs.
- ✓ Travelers Checks ✓
- ✓ Duffel bags are preferable to suitcases for easy inspection at the border.
 - ✓ Travel as lightly as possible.
 - ✓ Laundry facilities are not available on the mission compound or in town. If needed, some people locally will gladly provide laundry services for a small fee. Mission staff can assist you in finding someone to assist you with this.

Preparing for Ministering...

If you are going to be involved in story-telling or Bible sharing, look for materials and visual aids to bring with you that will aid your presentation.

As you prepare your presentation, keep the following in mind:

1. Begin by asking for the Lord's help. A story, no matter how well told, is more effective if the Holy Spirit speaks through you.
2. Pick a story that has particular application to the occasion.
3. Think of ways to make the story more meaningful to the Mexican boys and girls. Remember how different their way of life is from yours. This applies mainly to present day stories rather than Biblical ones.
4. Don't worry if pronunciation of difficult words isn't exactly accurate. However, if you find yourself continually stumbling over a certain name, leave it out. Bible terms should be learned correctly.
5. If you use flash cards, write the proper words in Spanish.
6. Practice! Practice! practice!... preferably in front of a mirror.
7. Don't try to memorize word-for-word unless you have done this before and really find it works best for you.
8. Don't depend on your memory for familiar Bible stories. The same amount of preparation should go into them as a story that is new to you.
9. Try to tell your stories at least once before you leave for Mexico, even if it's just to your pet dog! Your church's Children's Program may be able to give you an opportunity to practice in one of the children's classes.
10. Practice with an interpreter before presenting through an interpreter if at all possible. Not necessarily your entire story, but enough to get the feel of what it is like to work with an interpreter if you have never done it before.
11. Learn your stories so well that no distractions will fluster you.



As you tell the story...

1. Use visual aids as much as possible.
2. When working with an interpreter, always finish a thought before stopping for them. Just one sentence or a few words may not be enough for them.
3. Try not to simply read your story, unless you have practiced it enough to read it with a lot of expression.
4. Don't use North American clichés, expressions or points of reference. For example, a child in an unreached may not know what "Sunday School" is, etc.
5. Use expressions, tone of voice, facial expression, etc., but be careful not to overdo it. Keep it very natural, as to not lose their attention or the sincerity of the message you want to convey.

**As you close the story:**

1. Remember that the application to the individual is THE reason for being in Mexico—this is the important part!
2. Tie the application to the theme and memory verse if you can.
3. Make one central application, i.e. salvation, spiritual growth, trusting in God, God's love, etc. Don't ramble from one application to another.
4. Tell the children what you want them to do, i.e. accept Jesus Christ as Savior, read the Bible, pray daily, etc.
5. Close with a forceful, dramatic statement. Don't ramble on and on; have an ending point!
6. Don't forget to bathe your story, before and after, with much prayer. The Holy Spirit can use halting words to His glory!

25. Go! (or "hurry," command form) ~ *Ándale!* (singular), *Ándenle!* (plural)
26. Come and play with us. ~ *Ven* (sing.) *Vengan* (pl.) *a jugar con nosotros.*
27. We're going to play a game. ~ *Vamos a jugar un juego.*
28. We're going to tell you a story. ~ *Vamos a contarles una historia.*
29. We will return tomorrow. ~ *Regresaremos mañana.*
30. Come to the meeting ~ *Ven* (sing.) *Vengan* (pl.) *a la reunión.*
31. God bless you. ~ *Dios le* (sing.) *les* (pl.) *a bendiga.*
32. Jesus Christ, Son of God ~ *Jesucristo, hijo de Dios*
33. Father, Son and Holy Spirit ~ *Padre, Hijo y Espíritu Santo*
34. Holy (Sacred) Bible ~ *Santa (Sagrada) Biblia*
35. I love Jesus Christ. ~ *Yo amo a Jesucristo.*
36. Jesus loves you. ~ *Jesucristo te ama.*
37. Our Lord ~ *Nuestro Señor*
38. I am saved. ~ *Yo soy salvo* (male), *Yo soy salva* (female)
39. I believe in Jesus Christ. ~ *Yo creo en Jesucristo.*
40. Let us pray. (or, We will pray.) ~ *Vamos a orar.*
41. Bow your heads. ~ *Inclinen sus rostros.*
42. Young girls/little girls/preschool girl ~ *Muchachas/Muchachitas/Niña*
 Teenage girls or maidens/Woman (married) ~ *Señoritas/Señora*
43. Young boys/little boys/preschool boys ~ *Muchachos/Muchachitos/Niños*
 Teenage boy/Boys/Man (married) ~ *Joven/Jóvenes/Señor*



Memorize these verses on **How to be saved:**

For God so loved the world that He gave His only begotten Son, that whosoever believeth in Him should not perish, but have everlasting life.
John 3:16


Porque de tal manera amo Dios al mundo, que ha dado a su Hijo unigénito, para que todo aquel que en él cree, no se pierda, mas tenga vida eternal. Juan 3:16

For all have sinned and come short of the glory of God.
Romans 3:23

Por cuanto todos pecaron, y están destituidos de la Gloria de Dios. Romanos 3:23

For the wages of sin is death; but The gift of God is eternal life through Jesus Christ our Lord.
Romans 6:23

Porque la paga del pecado es muerte: mas la dadiva de Dios es vida eternal en Cristo Jesús Señor nuestro. Romanos 6:23



That if thou shalt confess with thy mouth the Lord Jesus, and shalt believe in thine heart that God hath raised Him from the dead, thou shalt be saved. Romans 10:9

Que si confesares con tu boca al Señor Jesús, y creyeres en tu corazón que Dios le levanto de los muertos, serás salvo. Romanos 10:9

For whosoever shall call upon the name of the Lord shall be saved.
Romans 10:13

Porque todo aquel que invocare el nombre del Señor, será salvo. Romanos 10:13

Behold, I stand at the door and knock; if any man hear my voice, and open the door, I will come to him, and will sup with him and he with me.
Revelation 3:20

He aquí, yo estoy a la puerta y llamo: si alguno oyere me voz y abriere la puerta, entrare a él, y cenare con él, y él conmigo. Apocalipsis 3:20

APPLICATION INFORMATION AND REGISTRATION

Name: _____

Address: _____

City: _____ State: _____ Zip: _____

E-mail address: _____

Your home phone number: _____

Year in school: _____ Age: _____

Church Affiliation: _____

Address of church: _____

Name of Pastor or Youth Minister: _____

Phone # at church: _____

Special Interests (check all that apply):

Story Telling Construction Crafts Secretarial

Music-Singing Music-instrumental Games Sports

Other (please list): _____

Please enclose a non-refundable fee of \$35.00 per person.

Signature _____

Date: ____/____/____

PARENTAL RELEASE AND APPROVAL

This is to certify that:

Mr. _____ & Mrs. _____

do hereby give permission for our son/daughter

(Child's Name) _____

to participate with this church group in a trip to Mexico as a tourist
during the exclusive dates of:

_____, 20__ through _____, 20__.

Parent's Signature(s):

Mr. _____

Date: ____/____/____

Mrs. _____

Date: ____/____/____

Notary Seal

Contact Information

Mexico Address:

George and Rebeca Rivera
Castelar # 7
Col. Centro
Galeana, N. L.
67850 Mexico

Phone (dialing from U.S.):
011-52-826-213-0520 (home)
011-52-826-213-0009
E-mail: friendsofmexico@aol.com

U.S.A. Address:

Friends of Mexico, Inc.
P. O. Box 2419
Edinburg, Texas 78540

Phone: 956-380-4384
956-571-6106 (cell)

MEDICAL CARE

MEDICAL CARE: WE furthermore authorize the directors of Friends of Mexico, Inc. to call a doctor and/or administer medical aid or treatment to said child at any time it should be deemed necessary. Costs resulting from any medical treatment deemed necessary will be the responsibility of the child's family, not Friends of Mexico, Inc.

We further agree to release FRIENDS OF MEXICO, INC., or any individual or church of any liability or accident, and to approve any disciplinary action as stated in the policies and guidelines.

We, the parents of the child stated above, also acknowledge that FRIENDS OF MEXICO, INC. will assume no responsibility for the negligence of any young person who violates the official policies of Friends of Mexico.

Parent's Signature(s):

Mr. _____

Date: ____/____/____

Mrs. _____

Date: ____/____/____